

General Data

Model:	VT 100/4/173 C.358
Code:	2000177
Series:	V4
Weight [Kg]	110.00
Submersible pump for sewage with suspended solids	

Hydraulic

Impeller Type:	Vortex Impeller
Delivery DN [mm]:	DN100 PN16
Input DN [mm]:	100
Free Passage [mm]:	90
Impeller Ø [mm]:	250
Max Pump Efficiency [%]:	36.40
Global Efficiency [%]:	31.73
Head [m]:	11.55
Flow [m ³ /h]:	86.40

Tolerance according to ISO 9906:2012 3B2



Attention: pictures for illustrative purposes

Features

Upper Meccanical seal:	CA/CE/Viton
Lower Meccanical Seal:	SIC/SIC/Viton
Upper Bearing:	Single raw ball bearing
Lower Bearing:	Double raw ball bearing
IP Protection:	IP68
Motor protection:	present
Humidity sensor:	present
ATEX:	not present
Applied Paint:	Two component water-based paint
Cable Length [m]:	10
Lubricating Oil:	Q8 WF15
Oil Quantity [Kg]:	1.40

Materials

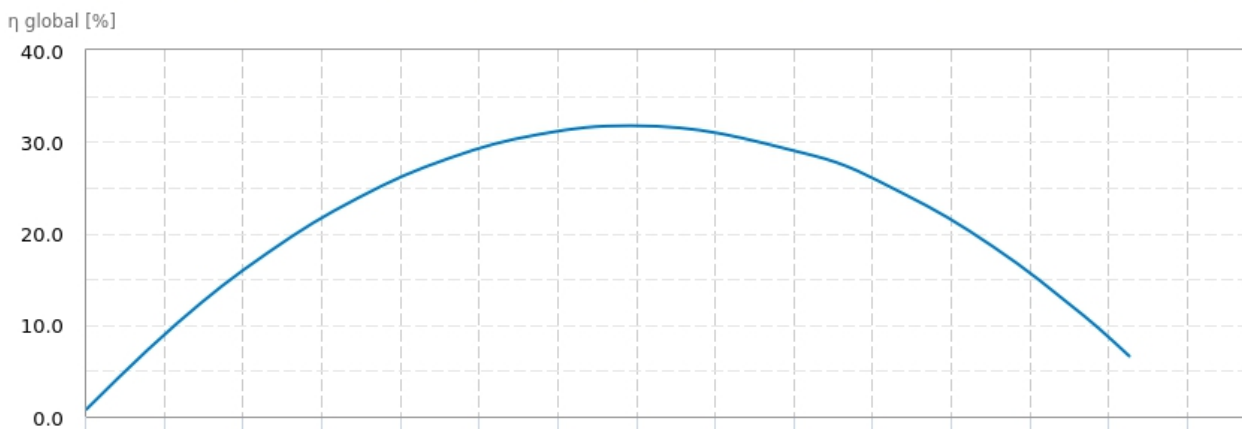
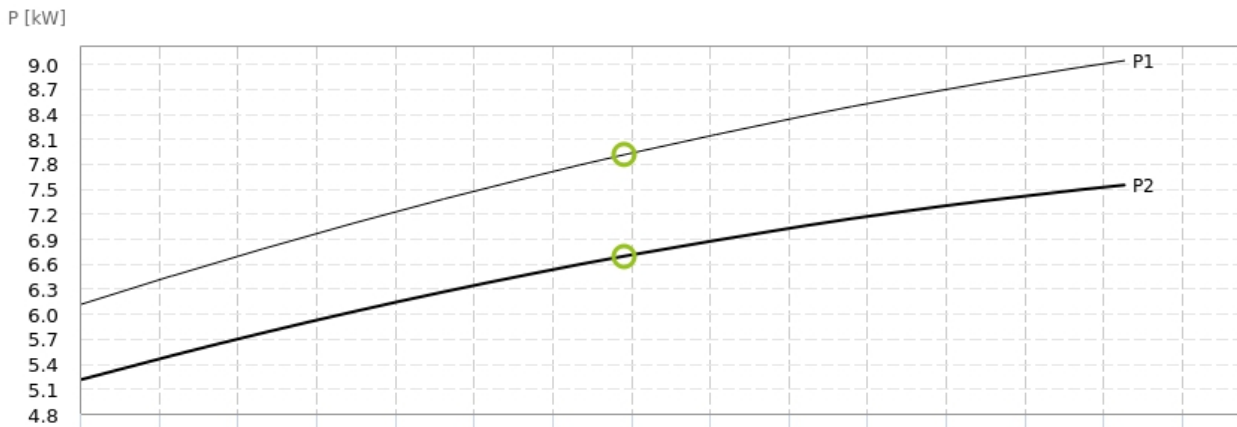
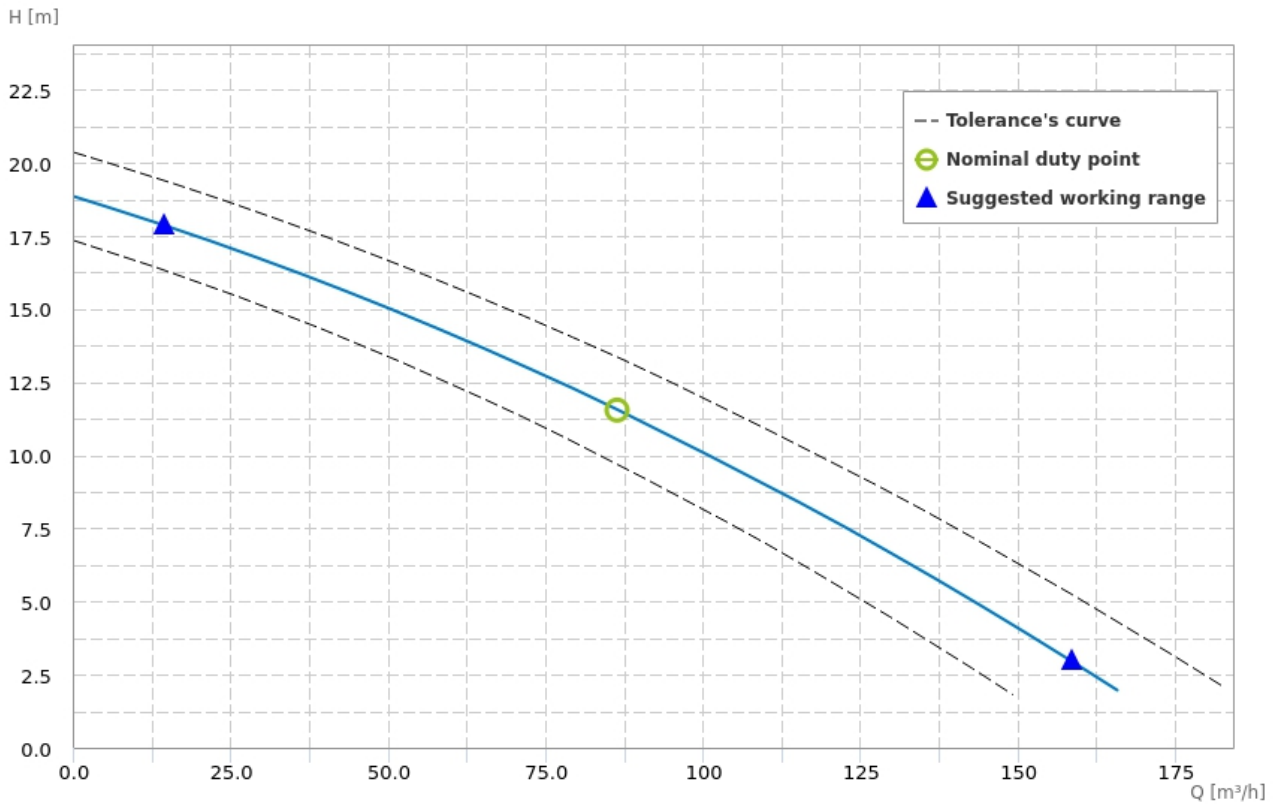
Pump:	Cast Iron EN 1561 EN-GJL-250
Impeller:	Cast iron EN 1561 EN-GJL-250
Motor shaft:	Stainless steel AISI 420
Cooling Jacket:	Not available
Screw:	Stainless steel A2-70
Cable:	H07RN8F

Pumped Liquid

Pumped Liquid:	Sewage
Density [Kg/dm ³]:	1.1
pH:	6-10
Temperature Range:	0-40°C

Installation

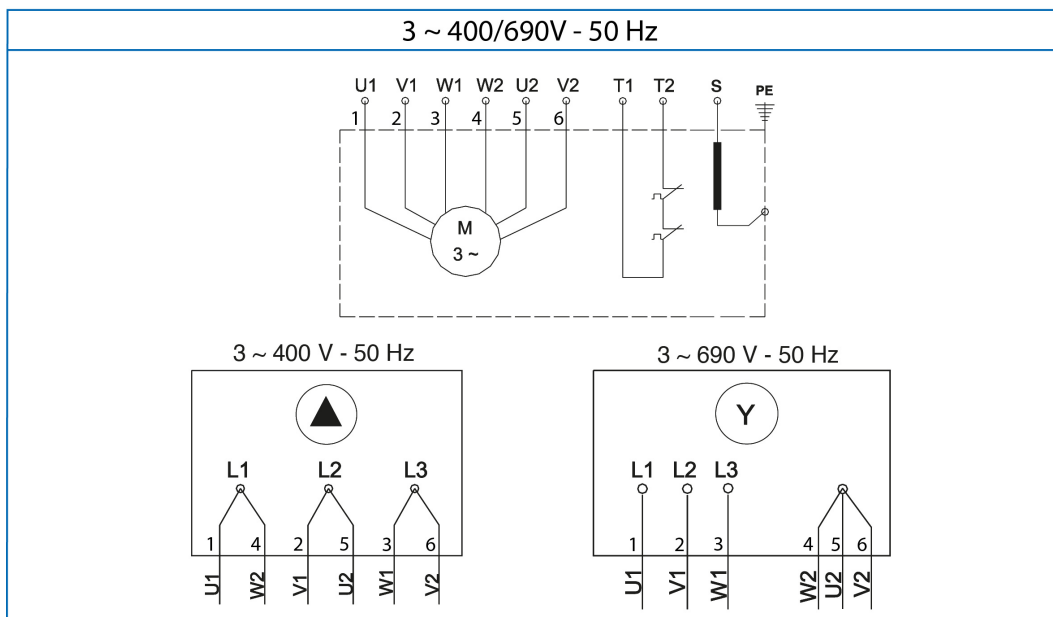
Maximum depth of immersion [m]:	20
Cooling Type:	The cooling of the motor is ensured by the surrounding liquid
Installation:	Vertical
Floating on board machine:	not present



Motor

Motor code:	3520840215
Power P1 [kW]:	9.00
Power P2 [kW]:	7.50
Phases:	3
Frequency [Hz]:	50
Tension [V]:	400
Nominal current [A]:	15.7
Starting current [%]:	505.0
Power Factor:	0.84
R.P.M.:	1450
Starting:	Y-D
Capacitor [μF]:	-
Insulation Class:	F 155°C
Service type:	S1
Max Efficiency [%]:	85.20
Max Efficiency at full load [%]:	84.3
Efficiency at ¾ load [%]:	84.7
Efficiency at ½ load [%]:	85.1
Efficiency class:	IE2

Wiring diagrams



Dimensions drawing

